



Jelly Bean Childcare Centre  
 3 Florence Court  
 Dandenong North 3175  
[jellybean@gcaweb.com.au](mailto:jellybean@gcaweb.com.au)  
 03 9792 4452

# JELLYBEAN CHILD CENTRE

**Centre to be Painted**

I would like to thank all the parents and staff that have been so patient with us over the last few weeks whilst the centre has been painted. The centre now is looking fantastic and fresh and with all the new art work and displays that are going up it has been a great face lift for the centre.

**Ezi Debt Declines**

Over the past month there have been a lot of parents Ezi Debts that have been declining. It is centre Policy that ALL families are on Ezi debt and that your fees come out either weekly or fortnightly. If you fees do decline you are required to pay the outstanding amount within 24 hours or your child's position at the centre may be suspended until your account is 2 weeks in advance.

<b>Inside this issue:</b>	<b>Pg</b>
Policy Information	2
Up Coming Events	2
Babies/ Toddlers Room News	3
Kinder Room News	4
From the Kitchen	5
Resources	5
Centre Philosophy	6 & 7

**Centre Availability**

We have days available in both of the rooms in the centre. If you would like to pick up an extra permanent day these days will be available now.

Room/ Days	Mon	Tues	Wed	Thurs	Fri
<b>Babies/ Toddlers</b>	*	*	*	*	*
<b>Kinder</b>	*	*	*	*	*

\* Indicates availability on that day  
 Please Note: These vacancies may change daily.



## Philosophy, Broad Goals and Policy Reviews

*The centre will be continuing to update policies Sections of these policies are reviewed each month and are available in the centre foyer. In March we be focussing on*

- ◆ Centre Philosophy

Feedback forms are available in the centre foyer and we encourage parents to provide feedback to the centre manager on any policy at any time.




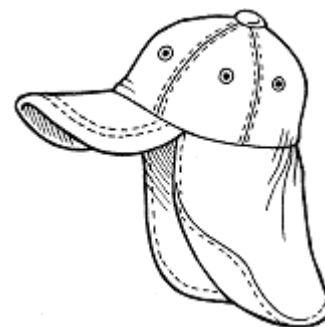

## REMINDERS TO PARENTS

### Hats

As the weather is still quite warm, we ask that you ensure that there is a sun smart hat in your child's bag every day they come to Camelot. At the centre we have a policy of '**NO HAT, PLAY IN THE SHADE**'; this means that if your child doesn't have a hat then they will not be able to participate in all the outdoor activities.

### Children's Clothes

Parents clothes these days are not cheap, so please make sure that your child's clothes are CLEARLY NAMED, we have had quiet a few pieces of clothing go missing or home with another child. If they are clearly named you have more chance of getting them back



## Important event coming up:

### March 2010

7<sup>th</sup> Clean up Australia Day

8<sup>th</sup> Labour Day – Centre Closed

17<sup>th</sup> St Patrick's Day – Come dressed in Green



March 2010

## Babies' & Toddler Room News

What an amazing month we have had in the toddler room!

If you look around the room you will see that we have been busy doing lots of art work and getting our room full of our beautiful creations. Coming up this month is a new paint job for the walls in our room which will be a little different, but will look really good!! ☺

Our busy little hands have been busy experimenting with all sorts of different materials. We did some painting on foil which looks awesome when the sun shines into the room, we got our hands dirty when we did our handprints on the welcome sign, we also used cotton buds as our paint brush and did some cotton bud painting. We have also been talking about ourselves, our names and what we look like so we did some self portrait collages to hang in the room. We all loved pasting and looking at all different photos of ourselves.

Toilet training has been encouraged and at each nappy time, the children who show signs of readiness are encouraged to sit on the potty or toilet. This is a big step for the children and if this could also be encouraged at home, it would help the children take the next step in toilet training. We have also been encouraging the children to say "stop" and hold out their hand when a conflict arises, so again if you could continue this at home it would be greatly appreciated as this is our means of behaviour management. Thank you.

Over the next few weeks we will be continuing producing artwork and will be experimenting with shell pasting, sand pasting and footprints. We are going to be using more natural products to create our art, so if u have any pinecones or leaves to give to us that would be great. We are also in need of some cardboard rolls, the rolls u get at the end of gladwrap or foil, so we can make some didgeridoos next month.

Well that's it for another month. I hope February brings lots of joy and laughter to you and your families.

Emilie, Jenny and Shantelle.



Above are pictures of the centre now that it has been re painted and had a new lease of life

## Kinder Room News

Well it's already March! How quickly the year is going. We have had a fantastic couple of Months here in the Kinder Room. Our new children have settled in so well and the existing children have done a great job of making them feel Welcome by explaining our routines to them and showing them around the room.

We have been using our new art room quite a bit and the children seem to really be enjoying this, we've made paper plate fish, plastic cup jelly fish, confetti lady bugs, as well as painting at the easel, threading with beads and straws and butterfly paintings, Phew. It's been really great seeing the children getting creative and all coming up with a different finished product.

We also received a toy order at the start of Feb, which was really exciting. We got some new puzzles, dinosaur and jungle animal toys, some dress ups and much more. We also got some beautiful nets which we have put on the ceiling which have some of the children's artwork hanging from them, so make sure you have a look!

This week we are painting the Kinder Room, which will look lovely and give the room a fresh new look!

Jump for Joy is also well under way, the children who do it have been having a wonderful time, it's great to see them getting so involved in the program and the funny dress ups and props they get to use. You can still enrol your child if you haven't done so yet, the sessions are \$6 each, so come see a staff member for an enrolment form if you are interested.

Don't forget the staff are always here to talk to you about any concerns you have for your child, as we want to make sure all you and your child's needs are being met.

All the best for March,

Carlee, Tash and Sujatha



Above are some fantastic photos of the kinder room and the art that has been completed by the children

## FROM THE KITCHEN:

### Banana Bread

Ingredients (serves 10)

- Melted low-fat dairy spread, to grease
- 265g (1 3/4 cups) self-raising flour
- 40g (1/4 cup) plain flour
- 1 tsp ground cinnamon
- 140g (2/3 cup, firmly packed) brown sugar
- 125ml (1/2 cup) skim milk
- 2 eggs, lightly whisked
- 50g butter, melted, cooled
- 2 overripe medium bananas, mashed

#### Method

1. Preheat oven to 180°C. Brush an 11 x 21cm (base measurement) loaf pan with melted dairy spread to lightly grease. Line the base and 2 opposite sides with non-stick baking paper, allowing it to overhang.
2. Sift the combined flours and cinnamon into a large bowl. Stir in the sugar and make a well in the centre. Place the milk, eggs, melted butter and banana in a medium bowl, and stir until well combined. Add the banana mixture to the flour mixture and stir until just combined. Spoon the mixture into the prepared pan and smooth the surface.
3. Bake in preheated oven for 45-50 minutes or until a skewer inserted into the centre comes out clean. Remove from oven and set aside in the pan for 5 minutes. Turn onto a wire rack to cool completely. Cut into slices to serve.

#### Notes & tips

- This banana bread will keep in an airtight container out of direct sunlight for up to 3 days. Alternatively, place in an airtight container, then label, date and freeze for up to 1 month. Place in the fridge overnight to thaw.

\* **Please feel free to ask at the centre for any recipes that we cook at the centre, we will give you a copy. 😊**



## RESOURCES

Please take time to look around the Centre foyer as we have a large range of resources available for you to look at.



- Direct Debit forms
- Song Books
- Family Resource Library
- Fact sheets
- Brochures
- Copies of the current newsletter
- Recipes
- Centre Menu
- Centre Events
- Holiday Forms



## Centre Philosophy Jellybean Childcare centre

Our Aim at Jelly Bean is to provide a safe and comfortable homelike environment as an extension of the home with flexible routines that allow for each child's individuality. We consider the children's health and safety to be of the up most importance and there fore ensure that we maintain high standards. We believe that children need an environment in which they gain security and trust, where they can develop at their own rate and where respect for themselves and others is developed.

### *Aims of Our Centre:*

**(CP1)** We will provide the children with a warm, predictable, friendly and inviting atmosphere where they will feel secure and happy in their new environment, by providing consistent caring staff.

**(CP2)** We will provide caring teachers who show genuine love and concern for the children in their care and recognise the individuality of each child.

**(CP3)** The environment will cater for the needs of all children and encourage the healthy development of physical, emotional, intellectual and social skills.

**(CP4)** We will provide a safe and well, supervised Centre.

**(CP5)** We will respect the rights and opinions of parents and the community and encourage parent participation and a broad interest in the community.

**(CP 6)** Throughout the day children will be exposed to small group, whole group and individual learning experiences, which have been developed from the needs and interests of each child.

**(CP7)** We will provide opportunities for the children to explore language, music and movement, science and the arts, to help them make sense of their world.

**(CP8)** All children will be given adequate time for meal time, rest and relaxation.

**(CP9)** We will encourage children to value and respect each other's differences while promoting the development of a positive self esteem.

**(CP10)** We will create a learning environment which will encourage children to interact, take on roles and develop relationships with others through play.

**(CP11)** We will encourage children to be respectful, sensitive and thoughtful towards their natural environment.

**(CP12)** To provide nutritionally balanced, healthy food daily, which incorporates all 5 food groups.

**(CP13)** Children's healthy eating choices are supported by carers each day, through our dental and nutrition policies

## March 2010

### *Staff:*

1. At Jellybean childcare centre all staff are employed according to the Children's Services Regulations 1998.
2. Staff at Jellybean Childcare centre are all trained in Early Childhood Education and First Aid.

In-service training is a continual process and all staff are required to participate in regular training sessions. These may take the form of a Director's meeting, Group Leader meeting, Assistant meeting, whole staff meeting or inter-centre meetings or seminars. These meetings allow us to continually update and modify our practices

### *The Program:*

Every Early Childhood Educator will have a slightly varied approach to their program. Each Group Leader brings to their program unique skills, ideas and experiences, therefore, creating variations within each groups program.

Children will be placed in the most appropriate group for them, based on their age, the needs of the child and their parents. Our educational programs begin with our youngest group, developing the whole child, focusing on all areas of development – social, emotional, physical and intellectual. **(CP14)** -The program is based on a clear set of goals and objectives which are established from a sound knowledge and understanding of early childhood educations theories and practices. The program is evaluated on a short term and long term basis, thus keeping a watching eye on each child's progress. The policies that have a strong influence on our programs and daily routines were devised in conjunction with parent's views. (All centre policies are readily available at the Centre Office for viewing).

**(CP15)** - An understanding of cultures other than our own is an important part of the program, which is developed throughout the year. Pictures, puzzles, manipulative equipment, books, make believe play material – dolls, dressing up clothes, decorations and furniture, kitchen equipment, music, celebrating festivals and developing English as a second language for children, parents and friends, can all be incorporated into the daily program to help develop an awareness of culture in our society.