



Lizards Early Learning Centre

Hello to all our valued families at Lizards Early Learning Centre! Welcome to another edition of our centre newsletter.

As you all would be aware Jess and I (Kristen) are the two new Centre Managers at Lizards Early Learning Centre. We would like to thank all the families and staff for making us feel so welcomed and we look forward to building strong relationships with you all.

We would like to share some very exciting news with our families! In the last week of May our centre received a very large resource, toy and equipment order, this order was to the value of \$18,000!! Each room will be receiving the new equipment at the start of June and we will be inviting all our families to come along for a morning tea to unwrap all the wonderful new resources. The new resources will be used in both the indoor and outdoor environment and we are very thankful for this fantastic order.

At present our centre is preparing to go through Accreditation in the next few months. We will be preparing for this by looking at staff practices, current policies and procedures and asking parents for their feedback in relation to different aspects within the centre. When the centre goes through Accreditation this is when we will have a visit from a representative from the NCAC (National Child Care Centre Accreditation Council). The validator will spend three days at the centre and will look at our staff practices and policies and procedures. At the end of the visit we will be given a grading from unsatisfactory to High Quality. As a centre we strive to provide high quality care to all our children and families who attend our centre. If you have any questions about the accreditation process or feel that you are not receiving high quality care please see Kristen in the main office in Centre 1. We would also appreciate your feedback in different areas within the centre, located in the rooms and in the foyer and suggestion and feedback forms please take the time to fill these out as we appreciate your feedback strive to make improvements where needed.

Just a reminder to all our families about the importance of signing your child into the service in the morning and signing your child out in the afternoon. Please remember that it is a legal requirement as you are signing your child into and out of our care. Centre staff will be monitoring this on a daily basis so if an entry is made incorrectly the staff will be requesting you to amend the box with the appropriate recordings.

If you have any questions please do not hesitate to speak with your Centre Managers.
Thankyou
Kristen and Jess

Lizards Early Learning Centre

3862 9133
1239 Gympie
Road, Aspley 3187

In this issue:

From the Centre Managers.....	Page 1
Centre Availability.....	Page 2
Reminders & Calender of Events.....	Page 3
Nursery 1 & Toddler 2	Page 4
PreKindy 3 & Preschool 4&5.....	Page 5
Nursery 6 & Toddler 7	Page 6.
PreKindy 8 & Kindy 9.....	Page 7
Preschool 10 & Kitchen	Page 8
Behaviour Management.....	Page 9
Fun Staff.....	Page 10

Centre Availability

We have days available in most of the rooms throughout the centre. If you would like to pick up an extra permanent day these days please see either Kristen or Jessica

Room/ Days	Mon	Tues	Wed	Thurs	Fri
Nursery 1	*				
Toddler 2	*				
Pre-Kindy 3	*	*	*	*	*
Kindy 4	*	*	*	*	*
Preschool 5	*	*	*	*	*
Nursery 6	*				
Toddler 7	*				
Pre-Kindy 8	*	*	*	*	*
Kindy 9	*	*	*	*	*
Preschool 10	*	*	*	*	*

* Indicates availability on that day
Please Note: These vacancies may change daily.

Philosophy, Broad Goals and Policy Reviews

- ◆ Parent Handbook
- ◆ Medication Policy
- ◆ Supervision Policy
- ◆ Communication Policy

We are looking at making the centre into a highly accredited centre with a friendly and fun atmosphere. If you have any suggestions please feel free to put them in the suggestion box provided in reception area.



REMINDERS TO PARENTS

HATS

Although the weather is starting to cool down it is still important for you to pack a hat in your child's bag every day they come to Lizards. At the centre we have a policy of 'YES HAT YES PLAY'; this means that if your child doesn't have a hat then they will be only able to participate in outdoor activities that are in full shade.



DRINK BOTTLES

We ask that all parents from the toddlers, pre-kinder and Kindy bring in a drink bottle labelled with your child's name. These bottles will be kept at the self help station. Teachers will encourage the children to go to the table and have a drink from their own drink bottle. The bottles will then be brought in of an evening and cleaned in the dish washer for the following days use.



SUITABLE CLOTHING

Please ensure that you child is wearing suitable clothing for childcare. Children should be wearing clothes that cover their shoulders, so no singlet tops, or dress's with thin straps. Children **should not be wearing** open toed shoes or thongs. As the weather is starting to be come cooler we ask that you also pack a Jumper or Jacket for your child. This will enable us to ensure that your loved one is as comfortable as possible through out the day.



From Our Calender of Events we have:

- *3rd of June 2010 – The Brett Campbell show is joining us for wonderful beats and an enjoyable sing along show. The cost of the show is \$4
- *8th of June is Odd Sock day
- *25th of June – Red Nose Day
- *5th of July – Our centre will be having a Book Fair, children's books will be available in centre foyer for families to purchase to share with their children.
- *28th of July our centre will be hosting a Reptile Show. Many different reptiles will be on the day from snakes to a crocodile. The cost of the show is \$7.50

If you child isn't booked in and you would still like to come.... This is not a problem as we encourage all our families to attend the centre shows.

Simple speak with your Centre Managers for more information

Please remember for the cost of the show please place the money into an envelope prior to the show. On the envelope please write your child's name on the front and what the money is for and place in the fee's box.... Thankyou

News from Nursery 1

Welcome to another month in Nursery one!

To begin we would like to welcome Miss Carmel to our room, Carmel will be working as Nursery 1's room Assistant. Carmel has been working at Lizards for the last three and a half year and holds a Certificate 3 in Child Care.

Secondly we would like to welcome all our new friends and their families, if you have any questions or concerns please do not hesitate to contact us as we would be more than happy to help out.

Our Nursery room is the senior nursery room as all of our children are 12months or older. The nursery changes occurred to assist with programming and planning for the children and also for the safety of all children.

Over the next few months we will be focusing on self help skills this consists of your child learning to feed themselves, sitting at the table whilst on a chair and sleeping on a mattress on the floor.

I'm sure you have all noticed that it has been cooling off recently and we have noticed a few extra layers of clothing. It would be a huge help to us if all of your child's belongings were labelled to avoid any confusion.

We are looking forward to the next few weeks, settling down into the new room and getting to know each other.

Take Care.

Miss Shannon and Miss Carmel

Toddler 2 Tales

Hello Toddler 2 Families

During the next few months we will be working on healthy eating and dental hygiene and incorporating these into the weekly program through stories, songs and art activities which we will be displaying throughout the room.

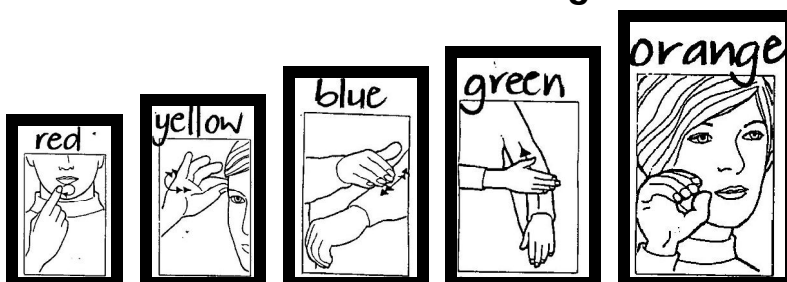
This month we are going to focus on sharing and communication/language skills through encouraging the children to use words with each other in social situations and to introduce new words during group time. We are also going to continue to work on washing our hands before each meal time as hygiene is very important.

If your child has started toilet training or you would like them to start please ensure you pack lots of spare clothes and don't forget to name all items.

Thankyou

Toddler Teachers

Makaton Colour Signs



Recipe of the month

Roasted vegetable chicken bake

(From six months of age)

Ingredients

- 2 baby beetroot
- 4 baby carrots
- 1 small eggplant
- 1 roster chicken breast
- ¼ cup ricotta
- ¼ cup grated cheese

Method

1. Roast the chicken and vegetables
2. Allow to cool.
3. Cut the vegetables and chicken into pieces and mix through with the cheese
4. Place in a small roasting dish and heat until warm

Note

For safety reasons, don't reheat the chicken if it has been cooked twice already, as this greatly increases the chance of bacteria in the food multiplying to dangerous levels.

PLEASE RETURN
CENTRE MENU
EVALUATION FORM
TO THE OFFICE
BY THE 14TH OF
JUNE 2010

Pre Kindy 3 Broadcast

Hello Pre-Kindy Families!

Firstly we would like to welcome all our new families to our wonderful room and we would like to wish all our families all the best who have moved up. At the present we are currently looking for a new Assistant for our room as we sadly say goodbye to Jess. During this transition period if you have any questions please do not hesitate to speak with our Centre Managers.

We have been working on recognising and labelling the animals and also making the noises that those animals make, this had been lots of fun and our favourite animal seems to be the dog, cat and the duck. This has been a well loved activity and it is fantastic that we know most of the animals in Spanish which will be lots of fun and we will be able to show you all how clever we are because this is this next module to be worked on.

We have also been working on our sharing and taking turns with the group because a lot of us, being only two, are still very egocentric and tend to only understand that we want it so it's ours. You too can also work on this at home with your children by encouraging them to share their toys at home with their peers, friends and of course with you.

If you have any questions or concerns about the room or about your child, please feel free to come and see me at anytime and I will be more than happy to help.

Thankyou Soraya.

The Preschool 4 & 5 Bulletin

Hello! To all our wonderful families in Room 4 and Room 5.

To begin we would like to welcome Mr Iain to our room. Reeja and Lijo will still be working within our centre and you will see them in our outdoor environments. So once again welcome to our wonderful room.

Last month we were experimenting, watching how water travels through the cells of a plant photosynthesise along with germination of seeds, both the experiments went well and the children really enjoyed exploring science.

Currently we are focusing on healthy eating which we are getting accustom to by looking at the food chart and at our daily group time sessions.

Our aim for the year is to help further develop your child to prepare them for the years ahead. We will achieve this through group times concentrating on language/listening, recognition and social skills. Indoor/outdoor playtime developing fine motor, gross motor, social skills, turn taking and behavioural skills. We will be using computer time to help understand technology, assisting peers to negotiate programs and develop keyboard skills. During writing time we will help to develop correct pencil grip, name writing and an understanding of the connection between letters and sounds. These are only a few examples of what your child will develop and with confidence and the knowledge they have achieved it on their own.

Take Care Kokila, Iain and Emma.



Dental Hygiene

Good habits start young, so it pays to get into a good dental routine as soon as your baby's first teeth appear. According to the Australian Dental Association (ADA), teeth should be brushed with water alone in infants under 18 months. After that, use a smear of low-fluoride toothpaste, and keep it out of your child's reach in case they fancy it as a snack! Also, while some tots may enjoy brushing, the ADA adds that many don't have the manual skills to do it properly before the age of eight. Until then, you will need to assist your child. Sit the child in your lap in a position where you can see easily into their mouth, and brush in small circles for around two minutes, twice daily.



News from Nursery 6

We would like to welcome all our new friends and their families to Nursery 6. My name is Nicole and I am the room's Group Leader and Rosy is the room's Assistant, we are so happy to have you all at our wonderful centre. Both Rosy and I would like to wish all our families who moved to Nursery 1 all the best and we look forward to seeing you around the centre.

Beginning childcare can be both exciting and frightening at the same time, for the children as well as the parents. There is a period of adjustment for all, and we hope that we can help you to feel comfortable and confident in your decision to bring your child to Lizards.

We will be working on developing the children's self help skills this month, by encouraging them to hold their own bottles, have a go at feeding themselves with a spoon. These self help skills also assist in developing the children's self esteem and confidence, which we help to foster through an abundance of encouragement, praise and appropriate role modelling.

As the weather is now becoming cool, especially early mornings and late afternoon, please ensure your child has some warmer clothes in their bag so we can dress them accordingly. Our door is always open so please feel free to come and spend some time with your child at the centre so they can show you how they spend their day.

Bye for now, Miss Nicole and Miss Rosy

Toddler 7 Tales

Hello Toddler 7 Families!

We would like to welcome all our new families and their children to our room. We sadly say goodbye to Lucy as our room's Assistant and soon we will be able to introduce another wonderful Assistant.

Over the next couple of months we will continue to focus on our communication skills, self help and social skills using a variety of activities. We will be encouraging the children with washing their hands and feeding. We will be singing some new songs over the next few months to help with their language skills.

We have been doing some great art work; please take the time to have a look around and see how clever and artistic we have been.

During the month of April we focused on Oral health through song, story, art and models. We want children to understand the importance of looking after our teeth.

The last couple of weeks we have noticed some children don't have hats, shoes or sheets. Please ensure each day you are bringing

- A hat
- Sheets
- Spare Clothes
- Water bottle
- Shoes and socks
- Winter options
- A smile

If you have any questions or just want to talk about your child please feel free to come speak to me.

Thankyou Tahlia.



Sun Safety

Our centre is a sun safe centre and it is very important that each child brings a hat to wear when playing in our outdoor environment. Our policy within the centre states that children must have sun cream applied to their arms, legs, face, back of neck 20 minutes before entering the outdoor environment and when they go outside they must keep a hat on their head. If a child doesn't bring a hat we will have to re-direct them to an activity in a shaded area. So please remember to pack your child a hat.



PreKindy 8 Broadcast

Bonjour!

I would like to say thanks to all the parents in the room who have expressed an interest in helping to toilet train the children both at home and in the room. We hope all the new families are settling well and would like to welcome them to the room Eli, Zac and Molly.

This month we have been studying transport and practising our fine motor skills by doing a lot of craft activities. We have made some planes by using textas and we have also painted rockets.

We have been practising our Spanish words all of the children can now count to 6 along with me, they are all trying to say the sight words when shown on the flash cards or when I point to items around the room. The next module we will be studying is 'animals on the farm' it looks like lots of fun.

Next month we are going to be studying space we will be making lots of craft to go with the theme. For example planets, stars, aliens and spaceships. These activities will help use to develop our fine motor and creative skills, we will also be looking up into the sky to see if what we can see so if you would like to be involved with this theme please encourage your child to look up at night time and see what they can see.

We hope to see you throughout the ongoing months at the centre.

Bye for now... Miss Carol and Miss Rosa

The wonderful world of Kindy 9

What a wonderful month we have had in the Kindy room!! The children have become very involved in the Spanish lessons on a Wednesday morning. The children get very excited when Miss Monica walks in the room, and over the last few weeks we have been learning words from around the house (Casa)!


Since beginning in the room, Tegan and I have been focusing on positive social skills such as turn taking, sharing and being emphatic to others!! The children are doing so well in these areas, and now the broad goals in the room will relate to concentration in play experiences and creative expression through art activities. Get set to see some beautiful artwork around the room!

We would love to have some more family photos for your kindy family tree! Thanks to those families who recently brought in photos, the wall is looking fantastic.

For the month of May we would like to wish Louise, Ashton and Sienna a very happy 3rd birthday! We would also like to welcome Josh and Noah into our Kindy group! They have moved up from the Junior Kindy room, and have already developed friendships with the children in our room!


On a final note, I would just like to ask families if they could discourage all children from bringing toys to Kindy. The children get so upset when toys they have bought from home, get lost or broken! Tegan and I intend to set up a SHOW AND TELL roster very soon, so that children can bring in special objects to share with their peers.

Thank you, Belle and Tegan.



Twinkle little star in Italian

Brilla Brilla
piccola stella
Tutti stupisce
quanto sei bella
Sopra la terra
scintillante
Quasi in cielo ci
fosse un
diamante
Brilla Brilla
piccola stella
Tutti Stupisce
quanto sei bella.



The Preschool 10 Bulletin

Dear Parents and Friends

We have been so busy over the last month... We have been learning about Dinosaurs and we are all really enjoying this topic. The children really enjoy learning about all the dinosaurs, what they looked like and how they lived. Please continue to encourage your child to speak about dinosaurs whilst at home as this will help your child's thinking skills as they retain and share the information about what they have been learning about. Please feel free to bring in and share any wonderful dinosaur resources/activities you may have, a story? picture?

Tenelle and I would like to wish Sienna, Karney, Sienna T and Shae a very Happy Birthday.

Parents we ask that each child comes to our centre each day with appropriate footwear, a jumper (Due to the change in season, Long pants as well, would be great), a hat, spare underwear and spare clothes.

"PLEASE REMEMBER TO LABEL EVERY ITEM... EVEN THE SOCKS ☺"

During writing time we will help to develop correct pencil grip, name writing and an understanding of the connection between letters and sounds. These are only a few examples of what your child will develop and with confidence and the knowledge they have achieved it on their own.

If you have any questions, concerns or just want to have a chat about your child please do not hesitate to approach myself or Tenelle.

Take Care

From the Kitchen:

Cheesy Bolognese Shells

- 1 Brown Onion, chopped
- 3 tspn Canola Oil
- 420 g can Red Kidney Beans, drained
- 3/4 cup grated Cheddar Cheese
- 2 tspn Garlic Granules
- 425 g can Crushed Tomatoes, Basil and Oregano
- 500 g Pasta Shells No. 82
- 100 g Rindless Short Cut Bacon, chopped
- 2 x 150g tubs Tomato Paste
- 500 g Star Extra Trim Beef Mince

Cooking method

- Cook pasta in large pan of rapidly boiling salted water for 10 minutes or until al dente. Drain.
- Meanwhile, heat oil in large saucepan. Cook bacon, onion and garlic over medium heat for 2 minutes. Add mince and continue to cook, stirring for 5 minutes or until well browned. Add tomato paste, tomatoes, beans and 1/2 cup water. Simmer over low heat for 5 minutes.

Stir pasta and 1/2 cheese into sauce. Serve topped with remaining cheese.



I'm a Little Toothbrush (Song sung to "I'm a little tea pot music.")

I'm a little toothbrush
on the wall
Look at my bristles soft
and small,
Waiting to clean all the
plaque away,
I hope you will use me
every day.

I'm a tube of
toothpaste on the
shelf,
I get so lonely all by
myself,
When it comes to
night time then I
shout,
Just lift my lid and
squeeze me out




BEHAVIOUR MANAGEMENT

SOME POINTS TO REMEMBER WHEN MANAGING CHILDREN'S BEHAVIOUR.

1. BE CONSISTENT. THIS IS IMPORTANT FOR ALL CHILDREN AND ESPECIALLY FOR CHILDREN WHO LEARN SLOWLY.
2. GAIN THE CHILD'S ATTENTION BEFORE GIVING DIRECTIONS.
3. ENSURE YOU HAVE EYE CONTACT WITH THE CHILD.
4. GIVE SHORT DIRECT INFORMATION CONSISTING OF ONLY ONE OR TWO COMPONENTS (E.G. COME HERE AND BRING YOUR SHOES PLEASE.)
5. BE PREPARED TO TELL THE CHILD WHAT YOU WANT AT LEAST THREE TIMES.
6. TELL THE CHILD WHAT YOU WANT, NOT WHAT YOU DON'T WANT (E.G. SIT ON THE CHAIR RATHER THAN DON'T SIT ON THE CHAIR.)
7. SPEAK SLOWLY AND CLEARLY.
8. MODEL APPROPRIATE BEHAVIOURS (E.G. IF YOU ARE ASKING CHILDREN NOT TO YELL INDOORS, YOU MUST DO THE SAME.)
9. PRAISE POSITIVE BEHAVIOUR AND EFFORT.
10. DON'T IMMEDIATELY SAY NO E.G INSTEAD OF SAYING "NO NOT UNTIL YOU HAVE...." SAY "YES AFTER WE HAVE FINISHED...."
11. TRY TO WORK WITH CARERS TO ENSURE CONSISTENCY IN BEHAVIOUR MANAGEMENT STRATEGIES. HAVING TO REMEMBER DIFFERENT EXPECTATIONS IN DIFFERENT PLACES CAN BE CONFUSING TO A CHILD.)

Colour Lachie the Lizard In!



Lizards Early Learning Centre

1239 Gympie Road, Aspley, 4034

Ph: (07) 38629133

www.lizardselc.com.au