



CREATIVE BEGINNINGS EARLY LEARNING AND KINDERGARTEN

Creative News

Hello Everyone,

We are pleased to inform you that Jodie (nursery room leader) has been appointed as Second In Charge and Suellen (toddler room assistant) has been appointed Third In Charge at Creative Beginnings. In the absence of the Centre Manager please feel free to speak with either Jodie or Suellen.

We are continuing to work on transitioning children up to their next playroom as soon as possible.

If you have not yet returned your parent survey could you please return this at your earliest convenience as we value your input and feedback.

Karen Kondic
Centre Manager

Inside this issue:	Pg
Creative news & Centre Availability	1
Policy Review, Reminders to parents & Up Coming Centre Events	2
Nursery Room News	3
Babies Room News	4
Toddler Room News	5
Junior Pre-Kinder & Pre-Kinder Room News	6
Kinder Room News	7
From the Kitchen & Resources	8
Useful Websites & referral rewards voucher	9
Transition of children Policy	10
Safety Information Sheet	11

Centre Availability

We have days available in most of the rooms throughout the centre. If you would like to pick up an extra permanent day these days will be available as of the 1st May 2010

Room/ Days	Mon	Tues	Wed	Thurs	Fri
Nursery	*	*	*	*	*
Babies	*	*	*		*
Toddler	*				
Junior Pre-Kinder	*	*	*	*	*
Pre-Kinder	*	*	*	*	*
Kinder	*	*	*	*	*

* Indicates availability on that day
Please Note: These vacancies may change daily.



Philosophy, Broad Goals and Policy Reviews

PROGRAMMING

- PRG1.1 Learning & Development Policy
- PRG1.2 Behaviour Management & Positive Behaviour Guidance Policy
- PRG1.3 Excursion & Incursion Policy
- PRG1.4 Multicultural Policy
- PRG1.5 Non-Bias & Gender Equity Policy
- PRG1.6 Photography Policy
- PRG1.7 Planning, Implementation & Evaluation Policy
- PRG1.8 Transition to School Policy
- PRG1.9 Pets in the Centre Policy
- PRG1.10 Child Developmental & Observational Records Policy
- PRG1.11 Storage of Child Developmental Records Policy
- PRG1.12 Electronic Media Policy
- PRG1.13 Transition of Children Policy
- PRG1.14 Biting Policy
- PRG1.15 Toys & Personal Belongings Policy
- PRG1.16 Children's Birthday & Cultural Celebrations Policy
- PRG1.17 Bullying Policy



REMINDERS TO PARENTS

ABSENCES FROM THE CENTRE:

Please call the centre by 10am if your child will be absent from the centre on their care day.

WARM CLOTHES:

As the weather starts to change please ensure that you have spare clothing for all weather conditions. A winter hat, warm jacket and suitable footwear. Please also remember to bring a few spare changes of clothing.

DRINK BOTTLES:

Could parents please bring in a named sipper cup/water bottle for your child each day. These will be left out for the children to access throughout the day.

HOLIDAY FORMS:

Please make sure that you fill in a holiday notification form at least 2 weeks prior to your child's absence to receive your fees at 1/2 price.



Up Coming Centre Events:
July 2010



Tuesday 13th – Pyjama Day

Friday 23rd – Little Athletics Day

Friday 30th – School Tree Day – children will be talking about the importance of trees and their place in the environment

Nursery Room News

Dear Parents,

Wow half way through the year already and what a year it has been.

The Nursery children are becoming such confident, independent little children.

We would like to welcome Lewis and Maia to our nursery. They are settling in very well and are exploring their new surroundings. Over the Last few weeks a few of us have be transitioning in to the babies room, this is for the children to become comfortable with the new surroundings and build relationships with the other carers in the Babies room so that when the time is right to move to the next room it will be a smooth transition for the children and the families.

As the weather is still quite cool I do ask all parents to pack socks, shoes and warm winter hat and coat every day, on the chance we are able to go out side for a play.

Please ensure that your child's belongings are clearly labelled so that their things don't go home with some body else. We try to make sure the right things go in each child's bag however sometimes this can get confusing as many children have similar things.

The centre has recently updated the menu and I will be sending home letters shortly with the new menu for you to have a look over to ensure your child's dietary needs are being met, if there is any changes to you child's routine, or diet please let us know so we are able to implement these changes at the centre.

We are currently working on our family Tree, can all families please provide a family photo for the children to look at. The tree is low to the ground so I do ask everybody to have a copy of this photo as it may become a little wrinkled from the children having a look and exploring them.

This month we have been focusing on: exploring concepts of our environment, the children are doing really well at this goal and we will continue to work on this goal during the year. This month we are focusing on: Developing physical skills through gross motor experiences. This goal focuses on the children using their large muscles to include crawling, sitting, standing, walking, running and climbing as well as many other things.

If you have any input regarding the room whether it be the room, displays, information you would like to see or programming activities please feel free to talk to me or place a short note in our letter box in our room, your feedback is always welcome and we would like to hear it.


Keep smiling

Jodie Bree and the beautiful Nursery Children.

Nursery Pictures



Jacob starting to crawl



Maia enjoying her new environment



Levi busy at the kitchen



Happy Lauren

Babies' Room News

Dear Parents,

During the month of June we farewelled autumn by doing an autumn tree display. This is displayed just outside our room so take a look at our work when you are coming into our room. We made the tree from our handprints with orange and brown paint.

We have focused on looking at an "Under the sea" theme where we enjoyed playing with sand creatures in sand trays, dived into the shell with cut up crape paper for us to imagine swimming in the ocean with all the sea animals and we have enjoyed looking at a wide range of books, sea creature figurines and various posters at group time. During these times we have discussed what the children see in the picture such as an octopus, dolphins, crabs and various whales are just to name a few we have taken a look at.

Another main focus has been to encourage the use of manners throughout the daily routine to further assist our language development. We have also been doing group times before lunch where we sing songs, read books and use flash cards with the children to enable them to extend their vocabulary for the older children in the room and to enable the younger children in the room to be provided with support in establishing a basic vocabulary they are able to use on a daily basis to assist in communicating their everyday needs by pointing to familiar objects and labelling them for example pointing to a Sippy cup and saying "Drink!".

As a group we made musical instruments such as maracas and a drum from recycled containers that were brought in by Di-Di and the parents in her room.

Thank- You for your assistance in providing us with the collection of recycled items. The children enjoyed playing them to music once they had made them with Di-Di.

This month we plan to take a look at welcoming winter, we will continue our knowledge on this by having group discussions on the weather and use visual aids to assist our understanding, along with songs relevant to this.

We will challenge our cognitive abilities and development by attempting age appropriate matching games, puzzles and reading appropriate books at group time. Stay tuned for next months newsletters for further details.

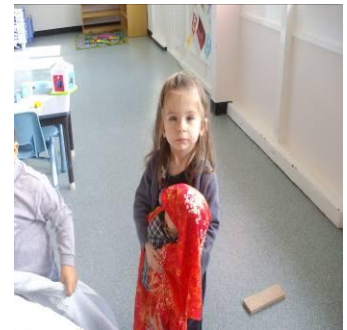
Thanking- You!

Di-Di, Sally, Sharon and Sue

Babies' Pictures



Group discussion with Di Di



Tina looking after the baby



.Stella having a great time finger painting



Eva using the textured paint brushes

Toddler Room News

Dear Parents,

Over the past few weeks, we finished our exploring animals and went on the ocean theme. We have learned the animals living in the zoo and in the farm. We have also recognized their names and their sounds.

In June, we have been busy exploring various ocean creatures through different activities to develop our concepts of sea life and recognize their names. We have been discovering sea creatures in the water and on the beach. We have also learned the octopus having eight legs and made jellyfish, frog crafts and painted with assorted materials. Through the decoration, we have been experiencing the theme of under the sea. Through the creature figures and books, we have learned that dolphins and killer whales are so similar, and that a whale is a big fish. We have also understood crabs walking in the side way and turtles having a hard shell to cover body. There are still a lot of sea lives we don't know, but we will find out in the future.

Through the ocean theme, we have not only explored the sea life but also reinforced our cognitive, social, emotional, physical, language, art and sensory developments. At the same time, we have continuously practiced our self skills e.g. washing our hands before meals and after toilet, cleaning our face after meals, taking off our socks and shoes before sleep and put them on after wake-up.

In July, we are going to explore the next theme "transportation." We are expecting to travel around the world through different transportations.

As a reminder, please be sure your child has appropriate clothing for both indoor and outdoor activities during this cold weather season.

Li, Aysen, Sue and the toddler room staff



Toddler Pictures



Fun in the sandpit



Building with the blocks



Playing with the creatures in the water trough



Story Time

Junior Pre Kinder an Pre-Kinder Room News

Hello families and friends of Creative Beginnings,

Some of you would have read last month that Katrina is working as an assistant/aid in our room and is closely working with one of our additional needs children. She is also here to help out with all of the other children in the room so if you have any information that needs to be relayed onto me please feel free to pass this information onto Katrina as she is also familiar with the ins and outs of this room.

We have been busy making lots of new artwork to hang in our room this month from paper plate fish to Aboriginal Boomerangs. The children have also enjoyed free drawing with textas, painting sessions with a variety of coloured paints, white chalk drawing on red paper and coloured ink painting with pastels.

Next time you're in the room take a look around for some your child's creations. Some of the old art work displays have been filed in the art folios located under the art trolley. If you are interested in collecting some of this work please feel free to look up your child's name and take their creations home. During the fourth term we try to keep some of the artwork for a scrap book so please refrain from taking artwork around this time.

The old purple net display has recently been replaced with a newer, cleaner one and we have set up the Autumn leaves display on the 'departure window'. Let us know what you think?

Patricia our student over the last 6 weeks has been most helpful and has cleaned up our garden box, She and the children planted some herbs and some cactuses, donated by Desiree. Thank-You Desiree and Patricia, they look fantastic.

Hopefully soon we can give some herbs to give to Georgia to use in her cooking and some cactuses that we can take home for our family and friends.

This month we will be doing some further re-creating of the room, with the help of the children's artwork. We will also be looking at practicing our drawing skills so they resemble symbols, practicing our shape recognition, looking at science and play and working on our social interactions.

Please feel free to make suggestions as to the Pre-Kinder's room routine, program, structure or anything else. You can make these suggestions in person or in our parent/communication book.

Thanking you, Rebecca (Room leader), Katrina (Aid/Assistant), Desiree (Aid/Assistant) and all the other staff who work closely with the Pre-Kinder room.

Junior Pre-Kinder and Pre-Kinder



Christopher painting a boomerang



Emily playing hide and seek



Exploring the nature trough



Nika playing with the dolls house

Kinder Room News

Dear Parents,

How time flies! I have been working with our kinder children for three months so far. I am so glad and appreciated to work with those lovely children. Every child is a gift and challenge for me as a new teacher. They update my knowledge and refresh my thinking every day. They are like the little seeds which need great care to grown up. As a teacher, my job is to provide best learning environment as I can to help them grow.

Children have rights to learn about their environments and science. During the past month, they have been doing lots of science experiences together. Firstly, children have fun to sort seeds with friends and grow the seeds in the pots. Eye-hand coordination is being developed as the children spoon, pour, and sieve and scoops the seeds into various containers.

Lots of communication skills are developed as the children compare and discuss the seeds and measure the levels of seed. Mathematical terms such as – More, less, longer, shorter, taller, smaller, bigger are used when describing the seeds. Later on, to extend children’s interest and knowledge about plants, we cleaned up our vegetable patch in the kinder yard, and grow some vegetables together, such as carrots, onion...children had great experience to dig wholes and plant the vegetables. They also will have fantastic experience to small and watch the growth of the vegetables.

Except that we also try to provide more fun for children’s outdoor play. Sand is an open-ended and natural material which is good for children’s sensory development. We changed the setting of sandpit. We put Metal cake tins, pots, pans and spoons. We also add tables with table cloths, bowls, containers, oil cans, and filters. We also prepare a basket of water for children to have more fun. As children develop their fine motor skills they are able to interact purposefully with the equipment available in their environment.

This month, we will continue working on children’s fine motor skills. As young children require experience with manipulating thick felts and brushes before using the finer implements. With experience they gain control of each tool and are able to use them to solve the many problems that arise as they express themselves through a variety of artworks created from open-ended materials.

Thanks!
Gina

Kinder Pictures



Painting using rollers



Riya and Bianca
Showing off the garage



Exploring the materials



Creating sea creatures


FROM THE KITCHEN:

Pumpkin & Zucchini Penne

500g butternut pumpkin- peeled, seeded and cut into pieces
250g penne pasta
1tblsp olive oil
1 large zucchini grated
Grated cheese
1 tblsp oregano- fresh chopped

Method:


Cook pumpkin and pasta in large saucepan until tender
Drain and return to saucepan, cover to keep warm but no heat
Heat oil in afry pan, add zucchini and cook stirring for 5 minutes or until golden
Add the cooked zucchini to the pasta and pumpkin
Add small amount of gratted cheese and the oregano
Cook, stirring occasionally, for 1-2 minutes or until heated through



RESOURCES

Please take time to look around the Centre as we have a large range of resources available for you to look at.

- Song Books
- Policy Review Folder
- Family Resource Library
 - Fact sheets
 - Brochures
- Current newsletter
- Parent Handbooks
 - Centre Menu
 - Centre Events



Useful Web Sites

Essential Baby

Essential Baby is the largest online **parenting** community in **Australia**

www.essentialbaby.com.au

~~~~~

**DON'T FORGET OUR REFFERAL REWARDS PROGRAM**

**Referral Rewards**

**Guardian**  
CHILDCARE ALLIANCE

**\$100 for me**  
For referring a friend to a Guardian Childcare Alliance Centre, you will receive a \$100 credit to your account.\* Ask your Centre Manager for more details.

**Trial day for my friend**  
Guardian Childcare Alliance will also give your friend a No Cost Trial Day. Please complete the details below.

Existing enrolled family name: \_\_\_\_\_

New family name: \_\_\_\_\_

Name(s) of child/children: \_\_\_\_\_ Age \_\_\_\_\_

\_\_\_\_\_ ( \_\_\_\_ )

\_\_\_\_\_ ( \_\_\_\_ )

\*Referral Rewards will not be paid out in cash but as a credit to your account. There is no limit to the number of families you can refer to a Guardian Childcare Alliance Centre. Referred families must be new families to a Guardian Childcare Alliance Centre, and must continue their enrolment of at least 1 full day session per week for 4 weeks for you to be eligible to claim your \$100 Referral Reward. This Reward is offered on a family basis not per child.

Office Use Only: \_\_\_\_/\_\_\_\_/\_\_\_\_

Centre Director's Signature \_\_\_\_\_

P.O. Box 379 Spring Hill QLD 4004 • Email: [contact@guardianchildcare.com.au](mailto:contact@guardianchildcare.com.au) • [www.guardianchildcare.com.au](http://www.guardianchildcare.com.au)

**Refer a friend to receive a \$100 credit to your account**

## PRG1.13 Transition of Children Policy P R O G R A M I N G

### **Objective**

To ensure a smooth and stress-free transition of children from group to group.

### **Explanation**

As children get older they will be required to move through groups within the centre to ensure they receive the age appropriate programs and activities that suit their developmental age and stages. It will also be necessary to, on occasion move children to cater for new enrolments who require priority care.

### **Implementation**

Throughout the year staff will assess a child's readiness to move to the next group and will discuss this with the parents. Every effort will be made to accommodate the child's needs and parent's wishes as to moving up or staying in a group. However the overall centre occupancy rate and needs of children across all the groups must also be taken into consideration when moving children between groups.

Staff are to follow the following procedure when moving children to the next group:

1. Staff need to ensure they have documented evidence of the child's developmental readiness to move into the next group.
2. Staff are to approach the Centre Manager and advise the child is ready to move.
3. The Centre Manager will contact the parent and advise them of their child's anticipated move.
4. The Group Leader will make a time to speak to the parent about the child's developmental level and reasons for moving the child.
5. The Group Leader will arrange transitional visits to the next group over a period of one to two weeks.
6. The child's Group Leader and the Group Leader in the next group will complete a Transitional Visit Report for the parent each day to advise of the child's reaction to each visit.
7. The Group Leader from the child's group will make time to spend with the Group Leader in the next group to handover all the child's developmental records and personal file and to discuss the child's needs, skills and interests.
8. The Centre Manager will advise the parent of the date of the permanent move and change the child's records on the computer to reflect the child's new room.
9. The child's new Group Leader will make time with the parent to orientate them to the child's new group and room. This information will include the philosophy of the room, location of the notice board, meeting the Assistant and a tour of the room.

# Child restraint Safety

## Why child restraints?

Car crashes happen unexpectedly, and accounted for 54 deaths and 7513 injuries to children in Victoria for the period 2003-2005<sup>1</sup>. Keeping your child safe is as simple as using the right child restraint or booster seat.

Evidence states that correctly fitted and used child restraints and booster seats can reduce child death and serious injury by up to 70% in the case of a road crash. Studies also suggest that an alarming majority of drivers install or use child restraints incorrectly and graduate their children to adult seatbelts too early.

## The law in Victoria

New laws for child restraints and booster seats (effective November 9, 2009) mean that all children under the age of seven years of age must be in an approved and correctly fitted child restraint or booster seat. All restraints sold in Victoria must comply with Australian Standards AS 1754, which specifies safety requirements in relation to the manufacture and use of child restraints.

The new laws state that:

- Children must use rearward facing child restraint up to six months old.
- Children from six months to under four years must use a rearward or forward facing child restraint with in-built harness
- Children from 4 to under seven years must use a forward facing child restraint with in-built harness or booster seat
- Children under 4 years are not allowed to travel in the front seat of a vehicle with two rows or more
- Children between 4 years up to their 7th birthday are also not allowed to travel in the front seat of a vehicle with two rows or more, unless all other back seats are already occupied by children younger than seven years of age.

Although the new laws state age as a guide, Kidsafe recommends that parents do not move their child up into the next restraint or booster until the child outgrows the restraint they are in. This includes keeping infants rearward facing for as long as physically possible.

## Getting it right

When installing a child restraint or booster seat yourself, always follow the manufacturer's instructions. Professional child restraint fitters will correctly install approved infant and child restraints and booster seats in a wide variety of vehicles. Professional fitters may be able to modify vehicles which may present difficulties when installing restraints and booster seats. A professional restraint fitter will:

- Advise on the most appropriate restraint for your child
- Advise on the correct wearing of infant and child restraints, and booster seats
- Check that your child restraint or booster seat is installed correctly
- Install additional anchorage points in your vehicle

Kidsafe recommend that you seek a professional to fit your child restraint or booster seat.

## Second hand restraints

Buying second hand is a cost-effective option for many families, however in the case of child restraints and booster seats parents could be doing more harm than good. Involvement in an accident can cause damage to the restraint or booster that may not be visible to the eye, and reduce its capacity to keep your child safe. The history of a second hand restraint or booster is never guaranteed; therefore, Kidsafe does not recommend the use of second hand child restraints or booster seats.

## Harnesses

Harnesses have previously been recommended as a good option to use with booster seats. However, if the child is of correct height and weight, they should be able to use a lap sash belt with the booster.

Recent research by Bilston has demonstrated that almost 100% of harnesses are fitted incorrectly. Harnesses are best used only when your child is too big for a booster and only has access to a lap-only belt, or when a booster is used with a lap-belt only. It is safer for your child to use a lap-sash belt than to use a harness. Kidsafe does not recommend the use of a harness with a lap-sash belt.

If you do use a harness, it is important to fit the harness correctly every time you travel. Ensure that the lap part of the belt is low across the thighs, so it does not ride up into the child's abdomen, and that the straps are not too tight. In cases where a lap-only belt is the only option available, Kidsafe recommends visiting a professional restraint fitter to assess whether it can be replaced by a lap-sash belt.

For more information, please visit our website and download our frequently asked questions child restraint fact sheet.

<sup>1</sup>VISU 2007, 'Hazard Edn 65: Preventing unintentional injury in Victorian children aged 0-14 years: a call to action'.