



FoxKids Early Learning Centre
78-80 Centre Rd
Brighton East, 3187

FoxKids Early Learning Centre

FoxKids 2009

Centre Closing Procedure

The centre is open until 6pm. Please ensure you phone the centre if you will arrive after 6pm. If children are picked up from the centre after closing time, a fee of \$1- a minute will apply. The centre is not licensed to remain open after 6pm.

New Centre Displays

Please take the time to have a look around the centre foyer and the rooms at the new displays that we are all working so hard on. These displays are informative and may help you with any issues you may be having in regards to your children.

Thankyou,
Kathleen Pistone
Centre Manager

Inside this issue:	Pg
Policy Information	2
Up Coming Events	2
Babies Room News	3
Toddler Room News	4&5
Pre-Kinder Room News	6
Kinder Room News	7
Food & Nutrition	8
Resources	8
Parent Fact Sheet	9&10
-Head Lice	

Centre Availability

We have days available in most of the rooms throughout the centre. If you would like to pick up an extra permanent day these days will be available as of the 1st July 2009.

Room/ Days	Mon	Tues	Wed	Thurs	Fri
Babies	*				*
Toddler	*		*		
Pre-Kinder					
Kinder	*	*	*		

* Indicates availability on that day
Please Note: These vacancies may change daily.



Philosophy, Broad Goals and Policy
Reviews

Food & Nutrition

- ◆ Food Safety policy
- ◆ Meals, Snacks & Water Policy
- ◆ Nutrition & Cultural Preferences Policy
- ◆ Allergy Policy



REMINDERS TO PARENTS

HATS

Although the weather has cooled down we ask that you ensure that there is still a hat in your child's bag every day they come to FoxKids. At the centre we have a policy of '**NO HAT NO PLAY**'; this means that if your child doesn't have a hat then they will not be able to participate in outdoor activities.

Activities that FoxKids is providing for children

The entire team at FoxKids has commenced a new training package that introduces new ideas as to the activities that we provide for children on a daily basis. We are going to start incorporating activities that are made from recyclable materials. This is where we require you help. Please keep aside items like, wrapping paper, egg cartons, junk mail, magazines, foil rolls, paper, plastic tubs etc. We will be putting a container in the foyer for you to drop these items in. Thankyou very much for your assistance ☺

KINDER ROOM

The Kinder Room is about to embark on a trip to outer space! The Kinder children are going to the moon! We do need parent help, to make rockets, space helmets and aliens, to do this we need Foil, cardboard tubes, wrapping paper, glitter, plastic ice-cream containers and any other household recyclable item.

Thankyou in advance ☺



Important event coming up:
July 2009

Thursday 9th July- Country Day-come dressed in your cowboy and cowgirl outfits.

Monday 13th July- Parent Teacher Interviews – The Qualified staff will allocate times for the parents to book in and speak with them about their child and their development.

Monday 27th July- Teddy Bear Picnic-The children will decorate teddy bear biscuits and have them for Afternoon Tea with their favourite teddies from home.

Babies' Room News

Dear Parents,

It has been a fantastic month of June. We have been very busy participating in all the experiences in the Baby Room. All our babies have been actively engaged in the activities they are interested in and have developed their own interests in different areas.

During the month, the children have been doing a lot of art work such as drawing, painting, pasting, and colour mixing. The Art and Sensory experience enhances our hand-eye coordination and fine motor skills, and encourages proper pincer grip skills and stimulates creativity and imagination. Our babies have been encouraged to experiment with different painting tools like small brushes, wide brushes, cotton tips and rollers. They showed great interest in the new artwork media and had created beautiful art that has been displayed in the room. The children also enjoyed taking part in the one-week "Paper friend" art project with our student Suzanne. In this project, our babies have enjoyed activities like texta drawing, potato painting, wool pasting, and play dough manipulation. Social skills such as sharing and turn taking have been encouraged in this project as well.

In this month we have focused on the human body and clothes topic not only in the art and sensory experiences but also in other domains like language and cognitive. In the language experiences, a range of songs and books that related to human body and clothes have been introduced to the room, such as "Do you put your hat on your...", "I have two eyes to see with", "heads and shoulders", "a hurry-up song" and "Mary wore a red dress". Our babies also had a lot of fun in the story time by showing concentration in the group reading time and sitting on the floor quietly in a circle around their teacher.

The afternoon music session has been working well in redirecting our babies' attention and mood. A variety of instrument and music assistant tools have been introduced to our babies. They showed great interest in exploring and manipulating shakers, clapper and clickers. Most of them showed the ability to hold the instrument properly and enjoyed making their own rhythms. The big hand drum had been the favourite instrument in the room. A lot of our babies have enjoyed patting and hitting the drum using tools and their hands.

Our babies have been actively engaged in the outdoors. They have been keen on climbing the cubby house and moving the big waffle blocks all around the yard. The sandpit has proudly been getting an increased number of babies who showed interests in playing in it. Active digging, grasping, building shapes with sand have occurred in the sandpit as well. Hiding in the tent and having a quiet play in the grassed area have been the essential activities while our babies are exploring and discovering in the outside areas.

A warm welcome to Sarah and her family to join us in the Baby Room. And a big happy birthday to Lior and Olivia. Wish all of them all the best.

Also, an important reminder to all the families: as some of our babies personal belongings have been missing recently in the room, please ensure you have labelled all your child's belongings clearly and properly. Then the room staff will be able to return them back to the rightful owners.

If there are any questions in regard to your child or the room, please feel free to talk to the room staff.

Thank you,
Baby Room



Toddler Room News

Dear Parents,

What an incredible month it's been! All the children have been busy playing, growing and developing! Congratulations to Ryder and we hope he had a very Happy Birthday!

Over the last month we have focused on many experiences, such as using various medias for our art and sensory activities and colour and shape recognition.

We are also focusing on our self help skills beginning with encouraging the use of language, dressing and undressing, recognising a wet nappy, feeding ourselves and scraping our bowls! In the near future we will be assisting the children to pour their own drinks at meal times too! We would like to mention as well that some of the parents may be interested in toilet training their child! We are more than happy to assist with this throughout the day by offering the toilet at nappy change time and more regularly depending on each child's individual progression. If you require any extra information, please don't hesitate to ask the staff in the Toddlers room.

Over the last month we have added some leaves to our tree, which was created by all the children both in a group and as individual efforts. Our painted leaves have been created with rollers, brush and sponge painting. We would just like to inform you that we encourage all children to participate in our art media activities. If you find that your child is not doing as much art work as some, please don't be worried as children choose their own activity and may decide not to do art at that time.

We have also constructed small boxes with various pastings on them. We have boxes of all sizes and will continue these experiences enhancing many skills such as; fine motor, social skills, language and cognition! One experience can accommodate for several developmental areas, allowing the children many opportunities to enhance their skills throughout the day.

We plan on continuing the use of natural materials in the room and continuing to develop colour and shape recognition, implementing experiences that are appropriate for each child's development! As we all know it is winter and although it is sometimes cold, there are some points of the day which are ok for the children to have a run outside. We would just like to remind you to ensure that a hat and jacket are supplied for the day. On such days we will also be implementing some indoor – outdoor experiences, which allow children to extend their own play, and also allows more room for individual children to play.

A big thank you for your understanding of nappy cream regulation. Sudocream and paw paw cream are the only creams that do not require a medication form. If your child does need cream applied throughout the day, could you please ensure it is written in the medication folder! Please also ensure that the date is also written on the medication form. We are aware that sometimes you are in a rush, to start your day but if these forms are not filled in correctly, it may result in a phone call to confirm, and if unable to reach you may not be administered at all. Please feel free to ask any staff member to assist you if need be.

Please be aware that each line must be filled in for each day in full including, Dr. Name, date and time to be administered.



July 2009

Inverted commas are not acceptable.


If something looks strangely unfamiliar to you in your child's bag, it may not belong to you. If anything that does not belong to you could you please return it? We encourage all belongings to be named clearly, including clothing and comforters. Please remember if what you are leaving your child with for the day is too precious to lose, please don't bring it to the service. With your cooperation we can ensure the all belongings are returned to the right owner.

For those who are not aware we have Mark from Kelly Sports that comes on Tuesday morning to do various sport and gross motor activities, learning to control a range of muscles, using various equipment.

Please feel free to come and speak to any of the staff members in the toddlers room on how your child's day was, new event's (family arriving or departing, a weekend away, or even just a trip to the park) any new interests you have learnt about your child that we may not have seen in the child care. Keeping up to date information about the child allows us to program plan according to the children's interest

We would like to ask any parents or family members that have a special talent that you would like to share with us to let us know. It can be anything from playing the spoons or hitting a drum!

Thankyou,
Toddlers Staff



ATTN: PARENTS

PLEASE FIND OUR RECYCABLE BOX IN THE FOYER TO DROP OFF YOUR RECYCABLE ITEMS TO ASSIST US IN CREATING SOME AMAZING PLAY EXPERIENCES FOR YOUR CHILDREN.

THIS IS GREATLY APPRECIATED! 😊



Pre-Kinder Room News

Dear Parents,

We have had an awesome month of June!! ☺

All of the children have been actively engaged in art and craft experiences individually, in small groups and large groups. We have been doing butterfly prints, collage, hand prints with glitter and many more fun experiences!

We have been spending more time inside over the past few weeks due to the cold weather. The children have responded well to this change and have been enjoying the indoor experiences, developing positive relationships with their peers and learning to share and take turns.

We have been doing lots of dancing to burn off our energy as we have not been going outside. The children are responding to the music and even those who have not been joining in dancing have been signing the songs as they participate in table experiences.

During group times the children have been learning about shapes and animals. The children are starting to recognise squares, circles, stars, hearts and triangles. They have also been naming different animals. They can recognise dogs, cats, fish, tigers, lions, elephants, and many more.

The carers are working very hard on developing the children's independence skills. We ask that when coming into the centre you allow the children to walk and carry their own bags in. This will give the children confidence, independence and help the children develop positive self esteem. The children are very self sufficient in the room. They serve their lunches, scrap their bowls and place them in the sink after meals, collect their sleep nappies for rest time, assist with undressing/dressing themselves and packing up their beds after sleep time.

The children have responded to the changes in the room, they are thoroughly enjoying the new position of home corner and book corner and are benefiting through social interactions and positive guidance from carers.

On Tuesday 2nd June we celebrated Pyjama Day. It was great to see that quiet a few children arrived at the centre in their PJ's. The children spoke to their peers and carers about their PJ's and what the carers be wearing.

Parent feedback is essential for our programs. If you and your child do something different on the weekend, please jot it down on a piece of paper and place it in the Pre-Kinder Room Parent Suggestion box located just inside the Pre-Kinder room door.

Please check the art box for your child's latest art work. They have been working extremely hard on their masterpieces and will develop positive self esteem if you display their work around your home.

Please check your centre event calendars for upcoming centre events. If you do not have a copy please let one of the room staff know and we will place one in your parent pocket.

Thankyou,
Pre-Kinder Staff ☺



Kinder Room News

Dear Parents,

Another very busy month has passed in the Kinder room! We have been focussing heavily on creating beautiful art work for our display walls and ceiling. We have taken down all our previous art and replaced it with new and inspired creations. Julie has been focussing on free collage, encouraging metallic pasting with the aim of allowing the children to be completely free to create whatever they feel. This activity has enabled us to pick up on the children's interests, see what they like to imagine and to instil a sense of pride in a finished piece of work. We also created sand rubbings, paintings, natural pictures and Kinder kites. We have tried to provide lots of different art materials so that the children can be truly creative.

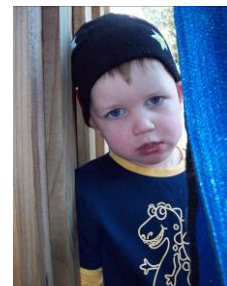

We have also updated or "reading tree", which sits over the book shelf and cushion mat. We have used natural elements from the yard such as bark, leaves and flowers, to make a kinder wall that's represents nature. As part of updating this corner of the room, we will also be focussing on language and literature as part of the program. We find that reading stories to compliment our theme and finding the children's favourite stories, like "Two Homes". The children have responded really well to the stories and their imagination has been challenged!

The computer program has also been extremely successful this month. By pairing the younger and older children, we have found that all the children have benefitted and concentration has really improved. The children have been tracing with their fingers, using arrows to follow letter patterns and have learnt lots of "Letterland" songs. We have also been dancing to these songs and reading the "Letter Book", discussing characters and how the letters sound. The children have really been grouping letter recognition and are now moving to letter games like "Eye-spy" and "Which letter is which?". The older children are also tracing dotted letters at School Readiness time and some are even starting to attempt the letters by themselves. We are really proud!

Last month we had a "School Readiness" night where most of the "Letterland" and computer programs were discussed in greater detail. If any parents are interested in notes from this information night, please see one of the girls for a rundown on what was discussed. We are also always happy to organise developmental/parent-teacher interviews to discuss child progress, especially now as we are aware that mid-year school enrolments are coming up.

Please remember that we are always happy to answer any questions or queries regarding the program or the room.

Thankyou,
Kinder Staff.



FROM THE KITCHEN:

Vegetable Risotto

Ingredients:

3 carrots
3 celery sticks
2 sweet potatoes
2 Onions
200grms green peas
2 cups rice
¼ teaspoon salt
¼ teaspoon white pepper
3 table spoons of olive oil

Procedure:

Peel and dice all vegetables.

Fry onion with olive oil in large pot until brown.

Add all the diced vegetables, together with 3 litres water, salt, pepper and allow to cook on medium fire until vegetables are soft.

Turn fire down to simmer, add rice and keep stirring continuously until all rice is cooked.

If desired, parmesan cheese may be added to the plate when serving.

Enjoy! 😊

* **Please feel free to ask Esther for any recipies that we cook at the centre, she will give you a copy.** 😊




RESOURCES

Please take time to look around the Centre foyer as we have a large range of resources available for you to look at.



- Direct Debit forms
- Song Books
- Family Resource Library
- Craft recipes
- Fact sheets
- Brochures
- Copies of the current newsletter
- Parent Handbooks
- Recipes
- Centre Menu
- Centre Events
- Holiday Forms





Head lice (nits) - treatment and control

Head lice are small, wingless insects that live, breed and feed on the human scalp. They do not carry or transmit disease. They have been around for thousands of years and, given the chance, will move from head to head without discrimination.

Head lice facts

A female louse will lay between three to eight eggs (nits) per day in the hair, within 1.5cm of the scalp. These eggs resemble dandruff but cannot be brushed off. Head lice do not have wings or jumping legs so they cannot fly or jump from head to head. They can only crawl.

People get head lice from direct head to head contact with another person who has head lice. This can happen when people play, cuddle or work closely together. Head lice are most common among

children and their families. If your family has head lice, tell anyone who has had head to head contact with them, so that they can check and treat their family if needed. There is no need to treat the whole family, unless they also have head lice.

Concentrate on treating the affected person's head. There is no evidence to suggest that you need to clean the house or the classroom. The only linen that requires specific washing is the affected person's pillowcase this should be washed in hot water (at least 60°C) or put in a clothes dryer on hot or warm setting for 10 minutes.

The itchiness may not disappear immediately after treatment. Persistent itch is not a reason to repeat the treatment.

Finding head lice

Half of the people who have head lice never scratch their head so itching is not a reliable sign. Lice can be hard to spot because they move quickly. The easiest and most effective way to find head lice is to follow these steps weekly:

Step 1 Comb hair conditioner on to **dry, brushed (detangled) hair**. This makes it difficult for lice

to grip the hair or run around.

Step 2 Wipe the conditioner from the comb onto a paper towel or tissue.

Step 3 Look on the tissue and on the comb for lice and eggs.

Step 4 Repeat the combing for every part of the head at least four or five times.

Step 5 If the person has been treated recently and only hatched eggs are found, you may not have to treat them again since the eggs could be from the old infection.

Step 6 If lice or eggs are found, the person should be treated.

Treating head lice

The two preferred treatment options available for treating head lice are the 'conditioner and comb' method and the use of an insecticide.

Using insecticide products

Any head lice treatment product you choose should carry an Australian Registered or Listed number.

If you use lotions, apply the product to dry hair. For shampoos, wet the hair, but use the least amount of water possible.

Head lice live in the hair and go to the scalp to feed. Therefore, head lice products must be applied to all parts of the hair.

Care should be taken when using these products:

- If you are pregnant or breastfeeding
- In children less than 12 months old
- In people who have allergies, open wounds on the scalp, or asthma.

All products can cause reactions. If you are unsure, check with your chemist or doctor.

Insecticide resistance is complex and common, so you need to check that the lice are dead. If the insecticide has worked, the lice will be dead within 20 minutes. If the lice are not dead, the treatment has not worked and the lice are resistant to the product and all products containing the same active compound. Find a product with a different active compound or speak to your chemist or doctor. No treatment kills 100 per cent of the eggs so treatment must involve two applications, seven days apart.

The conditioner and comb method

If you choose not to use an insecticide, the comb and conditioner method described under 'Finding head lice' can be used every second day until no live lice have been found for 10 days.

Head lice combs

Head lice combs with long rounded stainless steel teeth, positioned very close together, are the most effective. However, any head lice comb can be used.

Preventing head lice

There is no product available that prevents head lice. However, tying long hair back and checking weekly for lice, using the conditioner and comb method, can help prevent the spread.

Things to remember

- Head lice have been around for thousands of years and anyone can get them.
- Using the conditioner and comb method once each week will help your family control head lice.
- Head lice do not carry disease.

Where to get help

- Your doctor
- Your chemist
- Your local government health department
- Department of Human Services, Public Health and Development Division Tel. (03) 9096 0000

This page has been produced in consultation with, and approved by:

DHS - Communicable Disease Control

Copyright © 1999/2009 State of Victoria. Reproduced from the Better Health Channel (www.betterhealth.vic.gov.au) at

no cost with permission of the Victorian Minister for Health. Unauthorised reproduction and other uses comprised in the copyright are prohibited without permission.

- This Better Health Channel fact sheet has passed through a rigorous approval process. For the latest updates and more information visit www.betterhealth.vic.gov.au.

Head lice